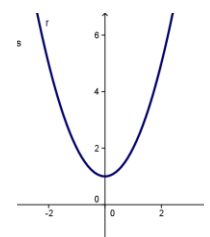
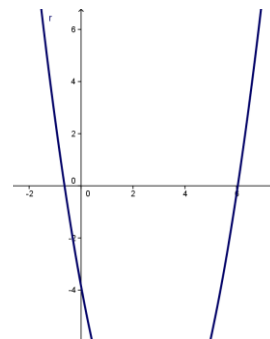
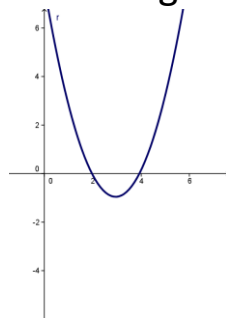
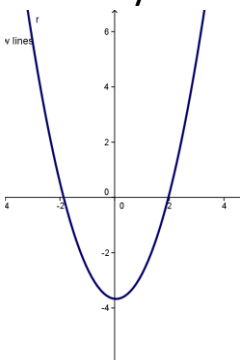


# Painting with graphs

---

- By moving the straight lines, can you stop the curve from touching the x axis?
- By moving the straight lines, can you change the number of times the curve touches the x axis?
- Given only the straight lines, could you say when the curve will be at zero, touching or crossing the x axis?
- Given only the straight lines, could you say when the curve will be positive (above the x axis) and when it will be negative (below the x axis)?
- Can you find any other interesting facts?
- Can you make the bumps on the curve taller and steeper?
- Can you describe how the lines are related to the curve?

➤ Can you make the following shapes with the 2-factor file?



➤ Can you make the following shape with the 4-factor file?

